

Product datasheet

SynCon TRKS 10, TRKSD 10 and TRKS 10/3
Page 1

SynFlex Elektro GmbH
Auf den Kreuzen 24
D-32825 Blomberg Germany
Telefon +49-5235-968-0
E-Mail info@synflex.de



SynCon TRKS 10, TRKSD 10 and TRKS 10/3

Attributes

This type family has been developed for direct assembly on the coil body with integrated installation chambers. All terminals can also be snapped onto aluminium transformer rails 2 x 10 mm and 2 x 35 mm in size.

The type series includes:

- Single, double and triple terminals with screw connections
- Single and double terminals with combined screw/push-on blade connections
- Green/yellow PE terminals for screw connecting and welding to the core stack
- Fuse terminals for the relevant 5 x 20 mm, 5 x 30 mm and 6.3 x 32 mm cartridge fuse links
- Single, double and triple terminals with a connection capacity of 10 mm²

Delivery forms

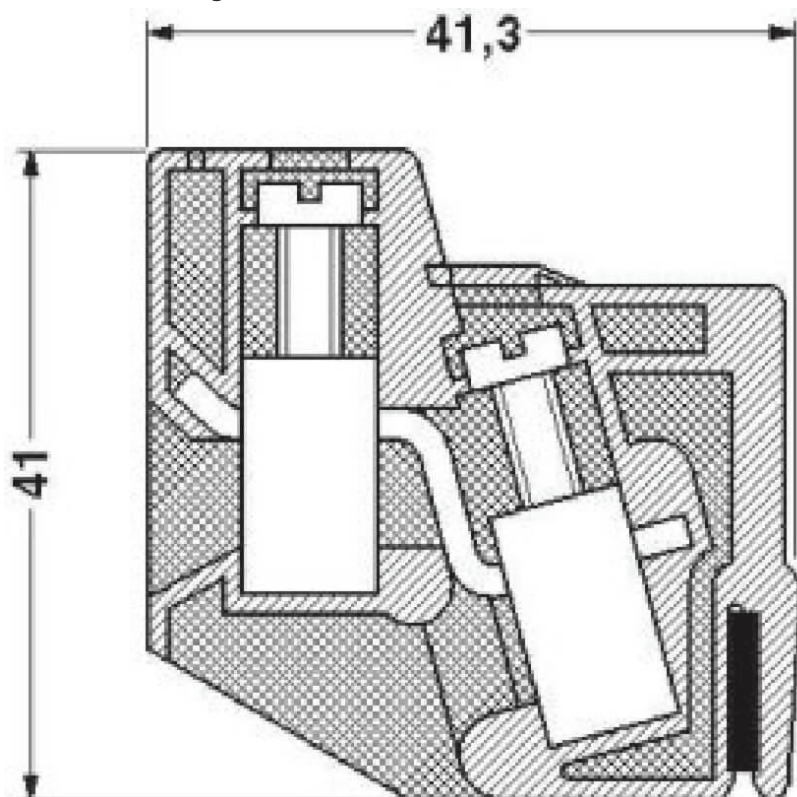
50 pieces per package

The information on this data sheet is based on the information provided by our supplier. It does not represent any specification or agreements regarding conditions or properties. The indicated values are standard values. Deviations from those values due to production and application cannot be excluded. The information on this data sheet is addressed to experts who use it at their own discretion and at their own risk. We do not guarantee results, or accept liability for the indicated specifications or for results obtained based on the specifications. Please contact us for more detailed information. Non-toxic and toxic substances are listed on the safety data sheet.

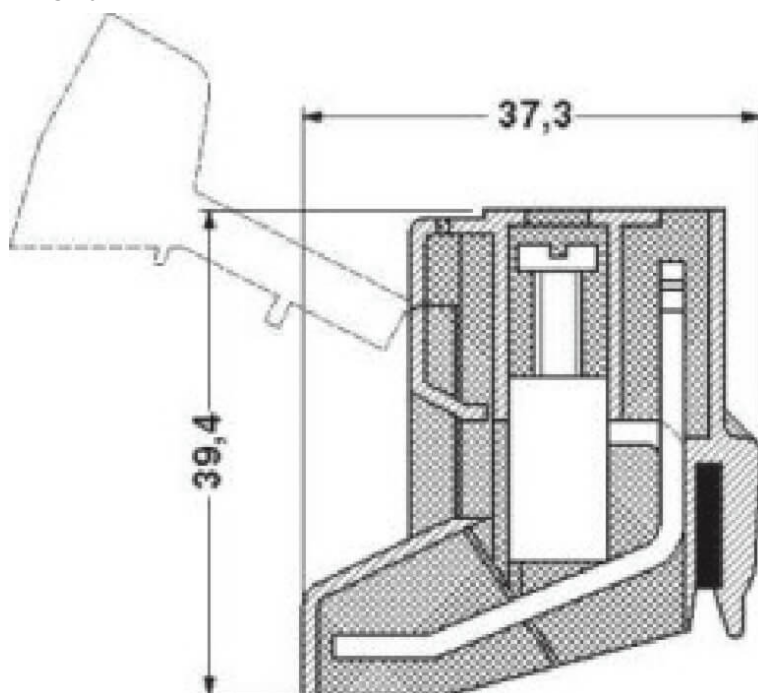
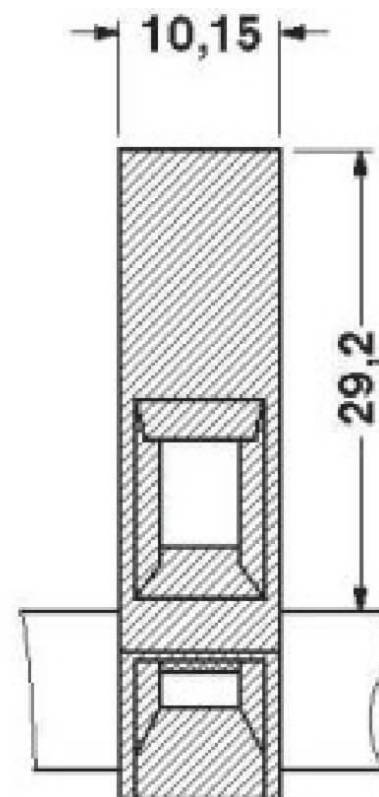
Updated 06/24



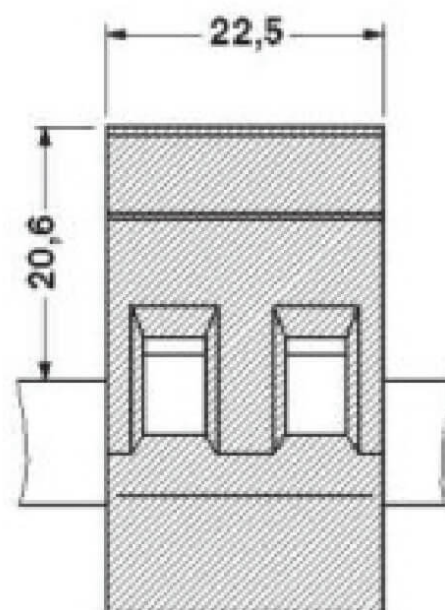
Technical drawing



TRKS 10



TRKSD 10



The information on this data sheet is based on the information provided by our supplier. It does not represent any specification or agreements regarding conditions or properties. The indicated values are standard values. Deviations from those values due to production and application cannot be excluded. The information on this data sheet is addressed to experts who use it at their own discretion and at their own risk. We do not guarantee results, or accept liability for the indicated specifications or for results obtained based on the specifications. Please contact us for more detailed information. Non-toxic and toxic substances are listed on the safety data sheet.

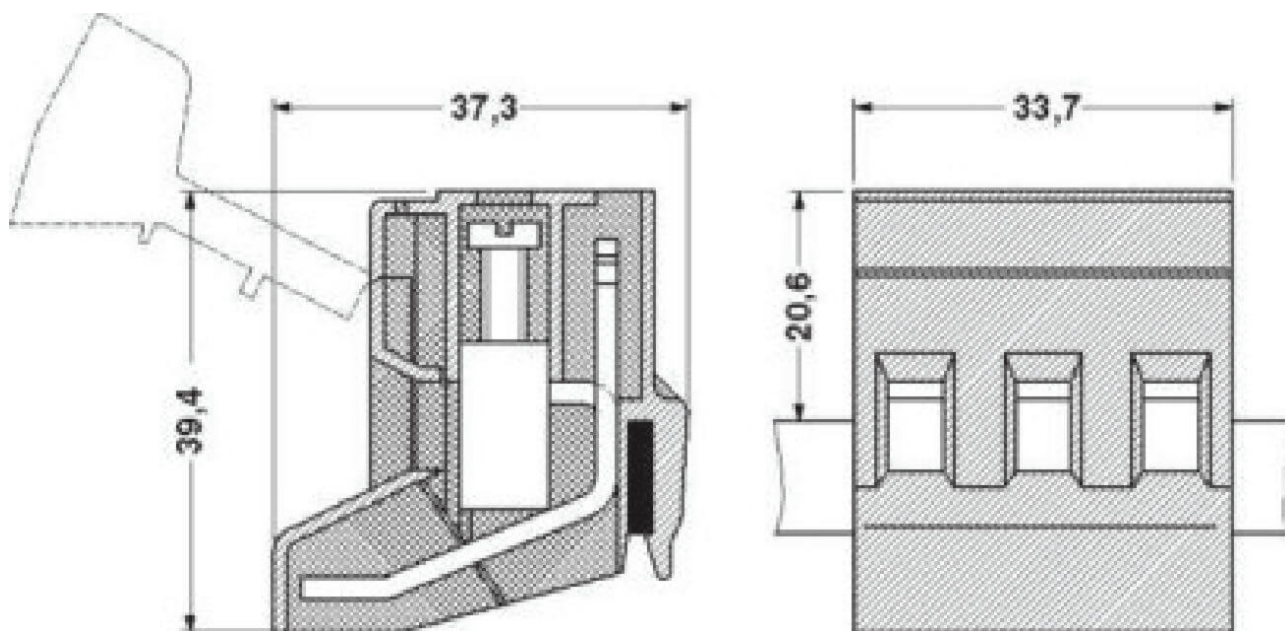
Updated 06/24



Product datasheet

SynCon TRKS 10, TRKSD 10 and TRKS 10/3
Page 3

SynFlex Elektro GmbH
Auf den Kreuzen 24
D-32825 Blomberg Germany
Telefon +49-5235-968-0
E-Mail info@synflex.de



TRKS 10/3

The information on this data sheet is based on the information provided by our supplier. It does not represent any specification or agreements regarding conditions or properties. The indicated values are standard values. Deviations from those values due to production and application cannot be excluded. The information on this data sheet is addressed to experts who use it at their own discretion and at their own risk. We do not guarantee results, or accept liability for the indicated specifications or for results obtained based on the specifications. Please contact us for more detailed information. Non-toxic and toxic substances are listed on the safety data sheet.

Updated 06/24



Technical data	Unit of measure	TRKS 10	TRKSD 10
Design		single terminal	double terminal
Rated cross section	mm ²	10	10
Max. Strombelastbarkeit	A	57 at 16 mm ²	470 at 16 mm ²
Rated voltage	V	only possible with transformer	only possible with transformer
Rated insulation voltage	V	690	690
Rated surge voltage / Contamination class	kV / -	8 / 3	8 / 3
Surge voltage category/Insulation material group		III / I	III / I

Nominal data acc. to CSA	Unit of measure	TRKS 10	TRKSD 10
Rated voltage	V	600	300
Nominal current	A	40	65
AWG	kcmil	20-6	20-6

Nominal data acc. to UL	Unit of measure	TRKS 10	TRKSD 10
Rated voltage	V	300	300

The information on this data sheet is based on the information provided by our supplier. It does not represent any specification or agreements regarding conditions or properties. The indicated values are standard values. Deviations from those values due to production and application cannot be excluded. The information on this data sheet is addressed to experts who use it at their own discretion and at their own risk. We do not guarantee results, or accept liability for the indicated specifications or for results obtained based on the specifications. Please contact us for more detailed information. Non-toxic and toxic substances are listed on the safety data sheet.

Updated 06/24



Product datasheet

SynCon TRKS 10, TRKSD 10 and TRKS 10/3
Page 5

SynFlex Elektro GmbH
Auf den Kreuzen 24
D-32825 Blomberg Germany
Telefon +49-5235-968-0
E-Mail info@synflex.de



Nominal data acc. to UL	Unit of measure	TRKS 10	TRKSD 10
Nominal current	A	65	65
AWG	kcmil	24-6	24-6

Connection data	Unit of measure	TRKS 10	TRKSD 10
Strand cross section rigid min	mm ²	0.5	0.5
Strand cross section rigid max	mm ²	16	16
Strand cross section flexible min	mm ²	0.5	0.5
Strand cross section flexible max	mm ²	10	10
Strand cross section with AEH min	mm ²	0.5	0.5
Strand cross section with AEH max	mm ²	4	4
2 strands equal cross section rigid min	mm ²	0.5	0.5
2 strands equal cross section rigid max	mm ²	4	4
2 strands equal cross section flexible min	mm ²	0.5	0.5
2 strands equal cross section flexible max	mm ²	6	6
2 strands equal cross section with TWIN-AEH min	mm ²	0.5	0.5
2 strands equal cross section with TWIN-AEH max	mm ²	10	6

The information on this data sheet is based on the information provided by our supplier. It does not represent any specification or agreements regarding conditions or properties. The indicated values are standard values. Deviations from those values due to production and application cannot be excluded. The information on this data sheet is addressed to experts who use it at their own discretion and at their own risk. We do not guarantee results, or accept liability for the indicated specifications or for results obtained based on the specifications. Please contact us for more detailed information. Non-toxic and toxic substances are listed on the safety data sheet.

Updated 06/24



Connection data	Unit of measure	TRKS 10	TRKSD 10
Number of connections		2	4
Connection type		screw connection	screw connection
Stripping length	mm	14	14
Thread		M4	M4
Torque	Nm	1.5-1.8	1.5-1.8

Material data	TRKS 10	TRKSD 10
Insulation material	PA	PA
Inflammability class acc. to UL 94	V2	V2
Contact surface	tin-plated	tin-plated

Description	TRKS 10
Colour	grey, orange

Description	TRKSD 10	TRKSD 10/3
Colour	grey, orange	grey, orange

The information on this data sheet is based on the information provided by our supplier. It does not represent any specification or agreements regarding conditions or properties. The indicated values are standard values. Deviations from those values due to production and application cannot be excluded. The information on this data sheet is addressed to experts who use it at their own discretion and at their own risk. We do not guarantee results, or accept liability for the indicated specifications or for results obtained based on the specifications. Please contact us for more detailed information. Non-toxic and toxic substances are listed on the safety data sheet.

Updated 06/24



Technical data	Unit of measure	TRKSD 10/3
Design		triple terminal
Rated cross section	mm ²	10
Max. Strombelastbarkeit	A	70 at 16 mm ²
Rated voltage	V	only possible with transformer
Rated insulation voltage	V	690
Rated surge voltage / Contamination class	kV / -	8 / 3
Surge voltage category/Insulation material group		III / I

Nominal data acc. to CSA	Unit of measure	TRKSD 10/3
Rated voltage	V	300
Nominal current	A	65
AWG	kcmil	20-6

Nominal data acc. to UL	Unit of measure	TRKSD 10/3
Rated voltage	V	300
Nominal current	A	65
AWG	kcmil	24-6

The information on this data sheet is based on the information provided by our supplier. It does not represent any specification or agreements regarding conditions or properties. The indicated values are standard values. Deviations from those values due to production and application cannot be excluded. The information on this data sheet is addressed to experts who use it at their own discretion and at their own risk. We do not guarantee results, or accept liability for the indicated specifications or for results obtained based on the specifications. Please contact us for more detailed information. Non-toxic and toxic substances are listed on the safety data sheet.

Updated 06/24



Connection data	Unit of measure	TRKSD 10/3
Strand cross section rigid min	mm ²	0.5
Strand cross section rigid max	mm ²	16
Strand cross section flexible min	mm ²	0.5
Strand cross section flexible max	mm ²	10
Strand cross section with AEH min	mm ²	0.5
Strand cross section with AEH max	mm ²	4
2 strands equal cross section rigid min	mm ²	0.5
2 strands equal cross section rigid max	mm ²	4
2 strands equal cross section flexible min	mm ²	0.5
2 strands equal cross section flexible max	mm ²	6
2 strands equal cross section with TWIN-AEH min	mm ²	0.5
2 strands equal cross section with TWIN-AEH max	mm ²	6
Number of connections		6
Connection type		screw connection
Stripping length	mm	14
Thread		M4
Torque	Nm	1.5-1.8

The information on this data sheet is based on the information provided by our supplier. It does not represent any specification or agreements regarding conditions or properties. The indicated values are standard values. Deviations from those values due to production and application cannot be excluded. The information on this data sheet is addressed to experts who use it at their own discretion and at their own risk. We do not guarantee results, or accept liability for the indicated specifications or for results obtained based on the specifications. Please contact us for more detailed information. Non-toxic and toxic substances are listed on the safety data sheet.

Updated 06/24



Material data	TRKSD 10/3
Insulation material	PA
Inflammability class acc. to UL 94	V2
Contact surface	tin-plated