
SynCon® TRK 1.5/2, TRK 1.5/2N, TRK 1.5/2-FS, TRK 1.5/2N-FS

Attributes

TRK terminals can be selectively snap mounted on the 2 x 10 mm or 2 x 35 mm mounting rail and bobbins with integrated mounting chambers. In addition to the ground terminal block, all insulation housings have a covering flap. This reveals the lateral open solder hook to facilitate the insertion and soldering of winding ends and subsequent fingerproof covering in compliance with VBG 4. This type covers the cross-sectional range up to 10 mm². With the exception of the TRK 10, the terminals are available with screw or screw and slip-on connections.

The TRK 4-SL yellow/green ground terminal block can be harmoniously connected to the remaining terminal types. It is screwed to the laminated core together with the mounting rail.

All TRK terminals are designated with the marker pin BN-TRK.

Delivery forms

50 units per package

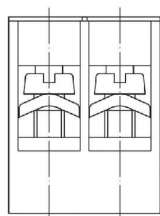
Product datasheet

SynCon® TRK 1.5/2, TRK 1.5/2N, TRK
1.5/2-FS, TRK 1.5/2N-FS
Page 2

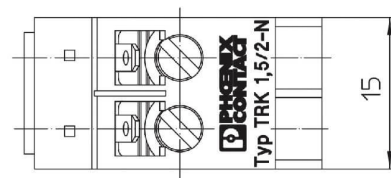
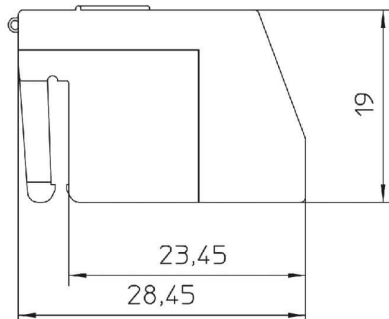
SynFlex Elektro GmbH
Auf den Kreuzen 24
D-32825 Blomberg Germany
Telefon +49-5235-968-0
E-Mail info@synflex.de



Technical drawing



Schnitt durch
die Schrauben



TRK 1,5/2-FS

The information on this data sheet is based on the information provided by our supplier. It does not represent any specification or agreements regarding conditions or properties. The indicated values are standard values. Deviations from those values due to production and application cannot be excluded. The information on this data sheet is addressed to experts who use it at their own discretion and at their own risk. We do not guarantee results, or accept liability for the indicated specifications or for results obtained based on the specifications. Please contact us for more detailed information. Non-toxic and toxic substances are listed on the safety data sheet.

Updated 06/24



Product datasheet

SynCon® TRK 1.5/2, TRK 1.5/2N, TRK
1.5/2-FS, TRK 1.5/2N-FS
Page 3

SynFlex Elektro GmbH
Auf den Kreuzen 24
D-32825 Blomberg Germany
Telefon +49-5235-968-0
E-Mail info@synflex.de



Technical data	Unit of measure	TRK 1.5/2	TRK 1.5/2N
Design		Mounting rail	Mounting rail
Rated cross section	mm ²	1.5	1.5
Rated voltage	V	only possible with transformer	only possible with transformer
Rated insulation voltage	V	800	800
Rated surge voltage / Contamination class	kV / -	8/3	8/3
Surge voltage category/Insulation material group		III / I	III / I

Nominal data acc. to UL	Unit of measure	TRK 1.5/2	TRK 1.5/2N
Rated voltage	V	300	300
Nominal current	A	15	15

Connection data	Unit of measure	TRK 1.5/2	TRK 1.5/2N
Strand cross section rigid min	mm ²	0.5	0.5
Strand cross section rigid max	mm ²	1.5	1.5
Strand cross section flexible min	mm ²	0.75	0.75

The information on this data sheet is based on the information provided by our supplier. It does not represent any specification or agreements regarding conditions or properties. The indicated values are standard values. Deviations from those values due to production and application cannot be excluded. The information on this data sheet is addressed to experts who use it at their own discretion and at their own risk. We do not guarantee results, or accept liability for the indicated specifications or for results obtained based on the specifications. Please contact us for more detailed information. Non-toxic and toxic substances are listed on the safety data sheet.

Updated 06/24



Product datasheet

SynCon® TRK 1.5/2, TRK 1.5/2N, TRK
1.5/2-FS, TRK 1.5/2N-FS
Page 4

SynFlex Elektro GmbH
Auf den Kreuzen 24
D-32825 Blomberg Germany
Telefon +49-5235-968-0
E-Mail info@synflex.de



Connection data	Unit of measure	TRK 1.5/2	TRK 1.5/2N
Strand cross section flexible max	mm ²	1.5	1.5
Strand cross section with AEH min	mm ²	0.5	0.5
Strand cross section with AEH max	mm ²	1.5	1.5
2 strands equal cross section rigid min	mm ²	0.5	0.5
2 strands equal cross section rigid max	mm ²	1.5	1.5
2 strands equal cross section flexible min	mm ²	0.75	0.75
2 strands equal cross section flexible max	mm ²	1.5	1.5
2 strands equal cross section with TWIN-AEH min	mm ²	0.5	0.5
2 strands equal cross section with TWIN-AEH max	mm ²	1	1
Number of connections		4	4
Connection type		screwed connection	screwed connection
Stripping length	mm	9	9
Thread		M3	M3
Torque	Nm	0.6-0.8	0.6-0.8

The information on this data sheet is based on the information provided by our supplier. It does not represent any specification or agreements regarding conditions or properties. The indicated values are standard values. Deviations from those values due to production and application cannot be excluded. The information on this data sheet is addressed to experts who use it at their own discretion and at their own risk. We do not guarantee results, or accept liability for the indicated specifications or for results obtained based on the specifications. Please contact us for more detailed information. Non-toxic and toxic substances are listed on the safety data sheet.

Updated 06/24



Product datasheet

SynCon® TRK 1.5/2, TRK 1.5/2N, TRK
1.5/2-FS, TRK 1.5/2N-FS
Page 5

SynFlex Elektro GmbH
Auf den Kreuzen 24
D-32825 Blomberg Germany
Telefon +49-5235-968-0
E-Mail info@synflex.de



Material data	TRK 1.5/2	TRK 1.5/2N
Insulation material	PA	PA
Inflammability class acc. to UL 94	V2	V2
Contact surface	tin-plated	tin-plated

Description	TRK 1.5/2	TRK 1.5/2N
Colour	GY	GY

Technical data	Unit of measure	TRK 1.5/2-FS	TRK 1.5/2N-FS
Design		Mounting rail	Mounting rail
Rated cross section	mm ²	1.5	1.5
Rated voltage	V	only possible with transformer	only possible with transformer
Rated insulation voltage	V	800*	800*
Rated surge voltage / Contamination class	kV / -	8/3	8/3
Surge voltage category/Insulation material group		III / I	III / I

The information on this data sheet is based on the information provided by our supplier. It does not represent any specification or agreements regarding conditions or properties. The indicated values are standard values. Deviations from those values due to production and application cannot be excluded. The information on this data sheet is addressed to experts who use it at their own discretion and at their own risk. We do not guarantee results, or accept liability for the indicated specifications or for results obtained based on the specifications. Please contact us for more detailed information. Non-toxic and toxic substances are listed on the safety data sheet.

Updated 06/24



Nominal data acc. to UL	Unit of measure	TRK 1.5/2-FS	TRK 1.5/2N-FS
Rated voltage	V	300	300
Nominal current	A	15	15

Connection data	Unit of measure	TRK 1.5/2-FS	TRK 1.5/2N-FS
Strand cross section rigid min	mm ²	0.5	0.5
Strand cross section rigid max	mm ²	1.5	1.5
Strand cross section flexible min	mm ²	0.75	0.75
Strand cross section flexible max	mm ²	1.5	1.5
Strand cross section with AEH min	mm ²	0.5	0.5
Strand cross section with AEH max	mm ²	1.5	1.5
2 strands equal cross section rigid min	mm ²	0.5	0.5
2 strands equal cross section rigid max	mm ²	1.5	1.5
2 strands equal cross section flexible min	mm ²	0.75	0.75
2 strands equal cross section flexible max	mm ²	1.5	1.5
2 strands equal cross section with TWIN-AEH min	mm ²	0.5	0.5

The information on this data sheet is based on the information provided by our supplier. It does not represent any specification or agreements regarding conditions or properties. The indicated values are standard values. Deviations from those values due to production and application cannot be excluded. The information on this data sheet is addressed to experts who use it at their own discretion and at their own risk. We do not guarantee results, or accept liability for the indicated specifications or for results obtained based on the specifications. Please contact us for more detailed information. Non-toxic and toxic substances are listed on the safety data sheet.

Updated 06/24



Product datasheet

SynCon® TRK 1.5/2, TRK 1.5/2N, TRK
1.5/2-FS, TRK 1.5/2N-FS
Page 7

SynFlex Elektro GmbH
Auf den Kreuzen 24
D-32825 Blomberg Germany
Telefon +49-5235-968-0
E-Mail info@synflex.de



Connection data	Unit of measure	TRK 1.5/2-FS	TRK 1.5/2N-FS
2 strands equal cross section with TWIN-AEH max	mm ²	1	1
Number of connections		6	6
Connection type		screwed connection	screwed connection
Stripping length	mm	9	9
Thread		M3	M3
Torque	Nm	0.6-0.8	0.6-0.8

Material data	TRK 1.5/2FS	TRK 1.5/2N-FS
Insulation material	PA	PA
Inflammability class acc. to UL 94	V2	V2
Contact surface	tin-plated	tin-plated

Description	TRK 1.5/2-FS	TRK 1.5/2N-FS
Colour	GY	GY

The information on this data sheet is based on the information provided by our supplier. It does not represent any specification or agreements regarding conditions or properties. The indicated values are standard values. Deviations from those values due to production and application cannot be excluded. The information on this data sheet is addressed to experts who use it at their own discretion and at their own risk. We do not guarantee results, or accept liability for the indicated specifications or for results obtained based on the specifications. Please contact us for more detailed information. Non-toxic and toxic substances are listed on the safety data sheet.

Updated 06/24

